



Put-In-Bay COVID-19 Testing Data

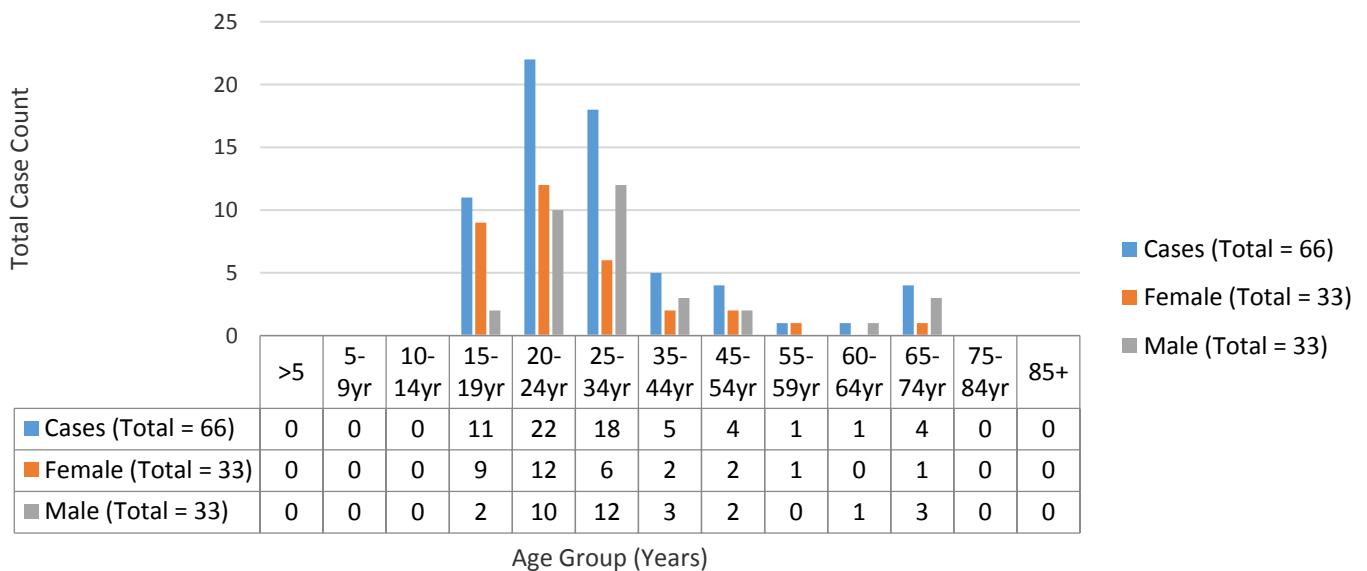
Testing Date Range: 7/11-7/12

Case Counts	
Total Tested = 954	Age Range = 15-71
Total Cases = 66	Median Age = 25
Total Hospitalizations = 0	Males = 33
Total Deaths = 0	Females = 33
Prevalence = 6.9%	

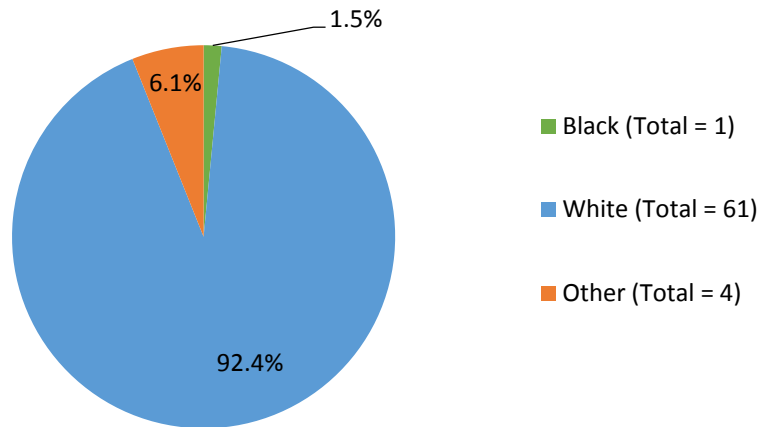
Case Count Number by County, or State			
County	Count	Out of State	Count
Ottawa	37	Connecticut	1
Lorain	8	Illinois	1
Cuyahoga	5	New York	1
Huron	3		
Lucas	2		
Seneca	2		
Erie	1		
Franklin	1		
Mercer	1		
Portage	1		
Sandusky	1		
Summit	1		
Totals =	63		3
			66

Key Patient Demographics

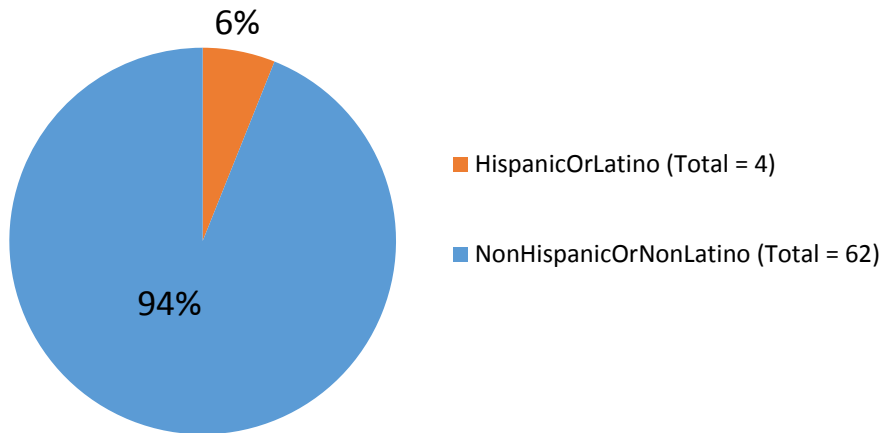
Put-In-Bay COVID-19 Testing Case Count by Age Group and Gender



Put-In-Bay COVID-19 Testing Case Count and Percentage by Race



Put-In- Bay COVID-19 Testing Case Count and Percentage by Ethnicity



1856 E. Perry Street
Port Clinton, Ohio 43452
419-734-6800
www.ottawahealth.org

“Helping the citizens of Ottawa County to live healthier, happier, longer lives”